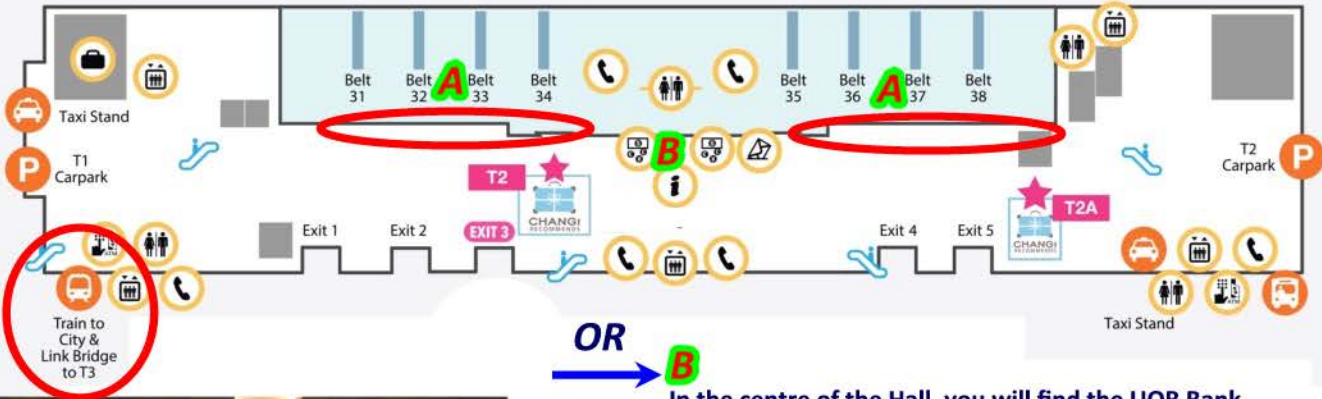




Taking **MRT** at **TERMINAL 2** to the Designated Hotel - Hotel Grand Pacific, Singapore

SINGAPORE CHANGI AIRPORT TERMINAL 2 - ARRIVAL HALL, LEVEL 1 (PUBLIC AREA)



OR
→ **B**

In the centre of the Hall, you will find the UOB Bank for currency exchange and the Changi Airport counter. Opposite to the UOB Bank, you will find the Changi Airport counter. You can buy:

- i) buy 5-GB store value phone and data sim card. (SGD50 each)
- ii) arrange limo/ private car transfer. (Each ride costs SGD30)



When you come out from the exit, you will find this sign.



OR



Turn Right and walk to the end of the Hall, you will find the sign "Train to City". Take the escalator, turn left for another escalator that heads you to MRT.



Please refer to the guides on page 2 for taking MRT to the Bras Basha Station.

The Roundtable Designated Hotel is 5-min walk from the MRT station. (see Page 3 for directions to the Hotel by foot.)

Taking MRT from Changi Airport to Designated Hotel


Fare: SGD 1.89

- 1** Taking "East West Line" at Changi Airport
- 2** Transfer at Tanah Merah Station (Joo Koon Direction)
- 3** Transit to "Circle Line" at Paya Lebar Station
- 4** Taking "Circle Line" (Dhoby Ghaut Direction) at Paya Lebar Station
→ Bras Basah Station

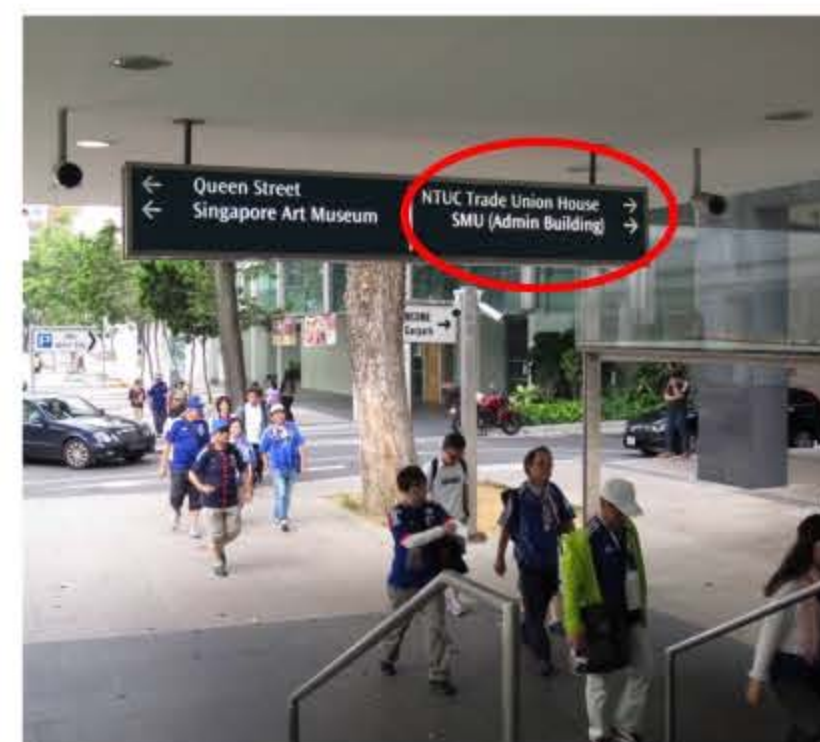


Directions: Bras Basah Station to Hotel Grand Pacific, Singapore

5 Take Exit "A" when you arrive the Bras Basah Station (You find those Signs at the Station.)



6 Turn "Right" when you get back to the ground and you will see the sign "NTUC Trade Union House".



+



7 Walk for LESS THAN 1 MIN., you will see the Main Entrance of "NTUC Trade Union House". Then you turn "Left".



8 You will now see this street.



9 Keep walking for around 1 MIN., you will see the Carlton Hotel. Then turn "Left".



10 You will then see this street.



11 Walk for around 1 MIN., and you will pass by "Steakout" and "7-Eleven".



+

Then you will see the "Hotel Grand Pacific, Singapore".

